

Week commencing 18.5.2020

Daily tasks –

Reading task: you can listen to a story online being read to you

https://www.owlkids.com/listen/?utm_source=MagazineFiction&utm_medium=direct&utm_campaign=ChickadeeMagazineAudio&utm_content=ChickadeeMagazine

OR You can read your own book at:

<https://www.freechildrenstories.com/age-8-10-1>

<https://www.oxfordowl.co.uk/for-home>

Spelling – key words and previously learnt spelling patterns-

Simple key word spelling-<http://www.ictgames.com/mobilePage/spookySpellings/index.html>

Able/ible ably/ibly

Look at these word lists:

-ABLE -IBLE adorable agreeable valuable breakable edible legible reversible

ABLY -IBLY incredibly sensibly reliably respectably agreeably enviably

Task 1: Choose 6 words you don't know how to spell, write each one at least 5 times each

Write the words into super sentences- e.g. The white, fluffy dog was adorable that was snuggled into its comfortable bed by the roaring fire.

Task 2: Challenge word: do the same for these tricky words

conscience conscious controversy convenience committee community competition -






<https://www.oxfordowl.co.uk/for-home>












<https://www.education.com/game/blend-words-spelling/> (parents can create a free account for your child to access games)





https://www.spellzone.com/pages/help/faqs_start_single.cfm (you can try this for free)

times tables: Spend at least 10 to 15 minutes **per day practicing tables using e.g.**


<https://www.topmarks.co.uk/maths-games/hit-the-button> (just use control and click and it will take you to the page)

	Monday	Tuesday	Wednesday	Thursday	Friday	
M A T H S	<p>Multiplying:</p> <p>Warm up: https://blog.topmarks.co.uk/2018/07/new-game-to-play-mental-maths-train/ choose which operation you want to try and your own level</p> <p>Your tasks today are <u>Adding whole numbers and decimals</u></p> <p>Comfort: https://www.youtube.com/watch?v=mAvuom42NyY task: you are going to add numbers in columns</p>  <p>Maths Monday comfort 2 digit add</p> <p>stretch: https://www.youtube.com/watch?v=HcLovZ2943s task: you will be adding decimal numbers with money. If you need to remind yourself how to do adding in columns watch the video for comfort to remind you first. Choose which worksheet you want to try.</p>  <p>Maths Monday stretch Decimals-Add</p>	<p>Dividing:</p> <p>Warm up: https://blog.topmarks.co.uk/2018/07/new-game-to-play-mental-maths-train/ choose which operation you want to try and your own level</p> <p>Your tasks today: Adding simple decimals</p> <p>comfort: watch the video https://www.youtube.com/watch?v=HcLovZ2943s complete the worksheet comfort adding decimals- it is not difficult so don't get worried</p>  <p>Maths Tuesday comfort adding decimals</p> <p>stretch: adding decimals- watch the video https://www.youtube.com/watch?v=nmaUyeKpwSM worksheet: you will be adding decimal numbers, but you must put them into columns first</p>	<p>Multiplying and dividing</p> <p>Mental starter: Game: https://www.transum.org/Software/SW/Starter_of_the_day/index.htm choose one of the starters by clicking on the date on the calendar</p> <p>task today: subtracting decimals</p> <p>Comfort: You are going to continue to add decimal with adding money in columns. DON'T FORGET- you will have to carry If you need to watch the video to help https://www.youtube.com/watch?v=nmaUyeKpwSM</p>  <p>Maths Wednesday comfort adding money</p> <p>Stretch: https://www.youtube.com/watch?v=81aET7xfLoA you will be subtracting decimals in columns with decomposition</p>	<p>Shape space and measures</p> <p>Angles: Last week you looked at angles which were acute- less than 90o right angles-90o obtuse- greater than 90o reflex- greater than 180o</p> <p>you are going to look at triangles today so you can look at angles in a triangle tomorrow</p> <p>Watch the videos about types of triangles https://www.youtube.com/watch?v=mLeNaZcy-hE https://www.youtube.com/watch?v=r4rySgvfDQU</p> <p>There is only one task here- you will need a ruler to measure the length of the sides of the triangles Use the properties of the sides to decide what triangle it is.</p>  <p>Maths Thursday-types-of-triangles</p>	<p>Angles and triangles continued</p> <p>Angles in a triangle: Key learning point</p> <p>Angles in a triangle add up to 180o and make a straight line</p> <p>Comfort: to check this task 1: draw some triangles and tear off each of the angles- arrange the angles so they make a straight line- this video will help https://sites.google.com/site/gruendingmath6/unit-4---angles-polygons/4-6---investigating-angles-in-a-triangle</p> <p>stretch: to check this task 1: draw some triangles and tear off each of the angles- arrange the angles so they make a straight line- this video will help https://sites.google.com/site/gruendingmath6/unit-4---angles-polygons/4-6---investigating-angles-in-a-triangle</p>	

	<p>challenge https://www.youtube.com/watch?v=nmaUyeKpwSM task: you will be adding decimal numbers. You must remember to keep the numbers in the right place value column!!!</p> <p> Maths Monday challenge grade-5-a</p>	<p> Maths Tuesday stretch Adding decimals</p> <p>challenge: adding decimals word problems</p> <p>remind yourselves how to add decimals https://www.youtube.com/watch?v=nmaUyeKpwSM</p> <p> Maths Tuesday challenge word problems</p>	<p> Maths Wednesday stretch subtracting decimals</p> <p>Challenge: You will be subtracting decimals Watch the video first https://www.youtube.com/watch?v=joF4sYmuC88</p> <p> Maths Wednesday challenge Adding-decimals</p> <p>You have choices of which page you want to try ranging from green to red-check your answers using the answer sheet</p>	<p> Maths Thursday Triangle Hunt.pdf</p> <p> Maths Friday stretch Calculating angles</p> <p>you will be calculating angles in a triangle-remember they add up to 180o Key point: the right angle in the triangles =90o ONLY DO questions a) to i) don't estimate angles</p> <p>challenge: watch the video https://www.youtube.com/watch?v=IH69dXGVfcY</p> <p> Maths Friday challenge.pdf</p> <p>Key point: isosceles triangles have two equal angles</p>
<p>L A N G U A G E</p>	<p>Creative writing:</p> <p> Make up a fairy tale that explains this picture.</p> <p>Watch the video to explain what a fairy tale is – there are two</p> <p>Talks to you about fairy tales https://www.youtube.com/watch?v=Xyfen4xLx3g</p>	<p>Creative writing:</p> <p>Comfort:</p> <p> Literacy Tuesday comfort fill in the gaps</p> <p>Read the story and fill in the missing gaps</p> <p>Everyone else: Using your planning sheet to write your fairy tale</p>	<p>Creative writing</p> <p>Comfort: Choose a fairy tale that you like and write it for a younger audience. You will need to make it simple and not use long words</p> <p> Literacy Wednesday Fairytale-Sentences.</p> <p>You can use these worksheets to help you</p>	<p>Task: Video yourself reading your story that you wrote and save it onto seesaw so that we can see what you did.</p> <p>Remember: Use expression Speak clearly Look up sometimes at the camera Use facial expression</p> <p>Spellings:</p> <p>Comfort: https://spellinggame.co.uk/spelling-rule/35/41-Words-ending-in-able-and-ible-Words-ending-in-ably-and-ibly-1-of-2 look and listen to the words that have able ible</p> <p>Make a list of able ible spellings</p>

<p>tells you about fairy tales in writing https://www.youtube.com/watch?v=jMIHIGh7Y40</p> <p>example of a fairy tale told to you https://www.imagineforest.com/blog/retell-a-fairy-tale/</p> <p>read an example of a fairy tale of your choice https://www.worldoftales.com/fairy_tales.html</p> <p>Comfort: Write some sentences to describe what you can see in the picture Example: The old hags crooked nose had two warts on it. Describe: her clothes, how she walked, her clothes, the stick, the sack, the children and what they are doing</p> <p>everyone else:</p> <p>read the example of a fairy tale</p> <p> Literacy Monday fairy tale example.pdf</p> <p>plan a fairy tale using the planning sheet</p>	<p>Remember how they start: Once upon a time... A long time ago....</p> <p>Remember to use the fairy tale language- if you need help there is a word bank below and you can use the writing help mat</p> <p> Writing-Help-Mat.pdf</p> <p></p>	<p>Everyone else: Complete and edit your fairy tale you were writing Make sure you check you have different openers, paragraphs, powerful verbs, well-chosen adjectives</p>	<p>Don't read too fast, keep a good pace</p>	<p>Make a set of able cards with two of each word- Play a game of snap with someone</p> <p>Stretch and challenge: Make a game board with your words (could be like a snakes and ladders or just a basic board game like the one below)</p> <p> Literature Friday board game template</p> <p>Write the words in the spaces- Create a set of rules for your game (e.g. if you land on the word you have to spell it correctly or you have to move back a space/ two spaces etc)</p>
---	--	--	--	--

	 fairytale planning sheet.pdf					
--	--	--	--	--	--	--



Use the fairy tale planning sheet to plan out what will happen in your story

Fronted adverbials to help you

Time


Today,
 Yesterday,
 On Monday,
 After a short while,
 In the blink of an eye,
 Later,
 Eventually,
 Recently,
 Early in the morning,
 Punctually,
 In June,
 After dusk,

Location


Over the mountain,
 In the distance,
 On the shore,
 Outside the house,
 Down the stairs,
 Underneath the bridge,
 Aboard the boat,
 Around the corner,
 Adjacent to the shop,
 Far away,
 Back in the room,
 Under the sea,

Feelings

Anxiously,
 In a flash,
 Suddenly,
 Nervously,
 Curiously,
 Joyfully,
 Unfortunately,
 Frantically,
 Enthusiastically,
 Wildly,
 Courageously,
 As fast as he could,



Fairy tale word bank



Other areas of the curriculum

Art: Look at the art of Rhiannon Roberts

<https://www.walesonline.co.uk/whats-on/arts-culture-news/artist-rhiannon-roberts-mixes-fantasy-8443397>

Choose your favourite picture and explain why you like it. Try and create a piece of art that is similar using pencil, pastel, paint etc (your choice)

Geography: research the types of food that they eat in Mexico.

Task: make a list of Mexican dishes and what is in them

OR make a poster for a Mexican restaurant

OR Create a menu that could appear in a Mexican restaurant.

If you want to:

Extension: add the cost of the meals

Mega challenge: write it in British money as well (you will need a calculator and to do conversions from pesos to pounds and pence)

Keep fit:

Have a go at yoga on

<https://www.youtube.com/user/CosmicKidsYoga>